
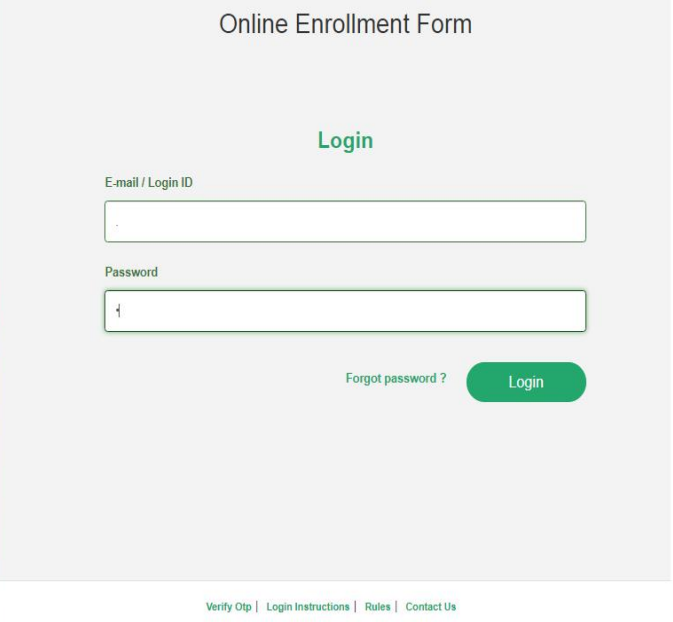


# Login Instructions For new User:

## 1. Click on User Registration

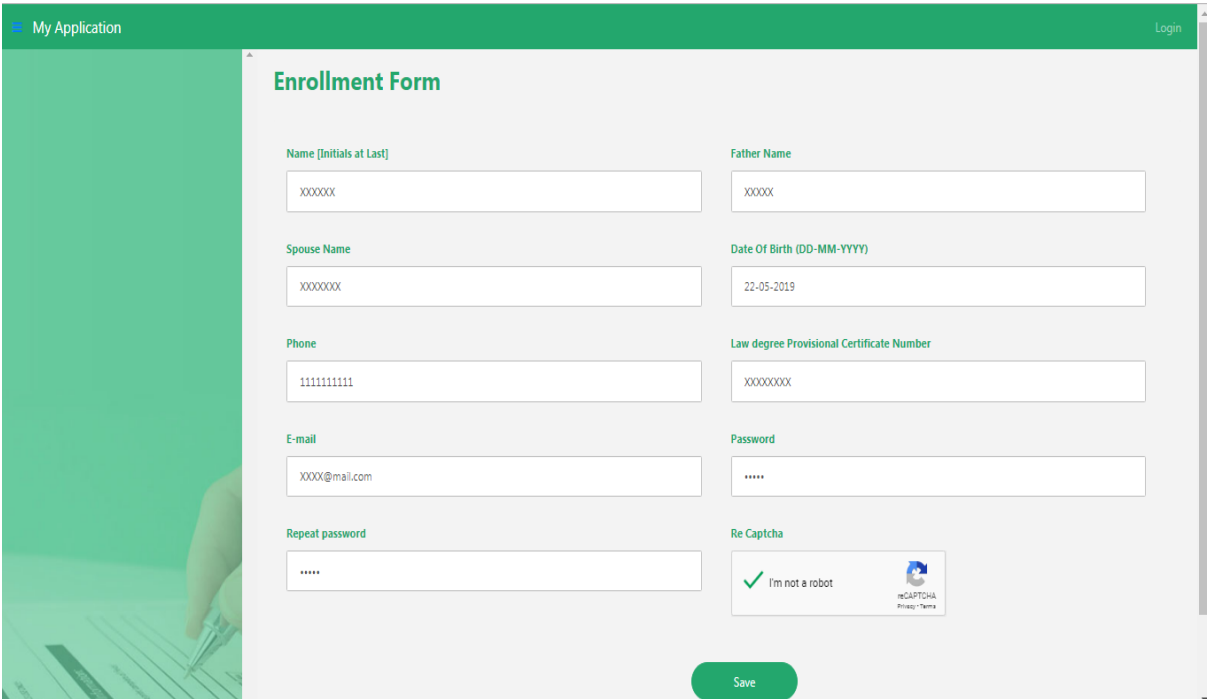


The banner features the Bar Council of Tamil Nadu & Puducherry logo and the text "BAR COUNCIL OF TAMILNADU & PUDUCHERRY". A hand is shown writing on a document, and a red circle highlights the "User Registration" button.



The screenshot shows the "Online Enrollment Form" login page. It includes a "Login" heading, an "E-mail / Login ID" input field, a "Password" input field, a "Forgot password?" link, and a "Login" button. At the bottom, there are links for "Verify Otp", "Login Instructions", "Rules", and "Contact Us".

## 2.Fill up all the details in the Enrollment Form and click Save



The screenshot shows the "Enrollment Form" registration page. It includes a "My Application" header and a "Login" link. The form fields are:

- Name [Initials at Last]: XXXXXX
- Father Name: XXXXX
- Spouse Name: XXXXXXX
- Date Of Birth (DD-MM-YYYY): 22-05-2019
- Phone: 1111111111
- Law degree Provisional Certificate Number: XXXXXXXX
- E-mail: XXXX@mail.com
- Password: \*\*\*\*
- Repeat password: \*\*\*\*
- Re Captcha: I'm not a robot (with reCAPTCHA logo)

A "Save" button is located at the bottom right of the form.

3. Once Save button is clicked, You will receive OTP in the Email which you entered in the Enrollment form

My Application Login

### OTP Verification

**Instructions**

1.Incase , if browser closes , User can get this page by clicking VERIFY OTP in Login page.  
2.Incase , if User forgot their password, they can retrieve their password through FORGOT PASSWORD? link in Login page

Email  
 ✓


Email Otp

[Resend Email Otp](#)

[Verify](#)

© Bar Council of Tamilnadu and Puducherry 2019

4. Once Verify button is clicked, User has been successfully registered and moves to Login page

  
BAR COUNCIL OF TAMILNADU & PUDUCHERRY  
[New User](#)

### Login

E-mail / Login ID

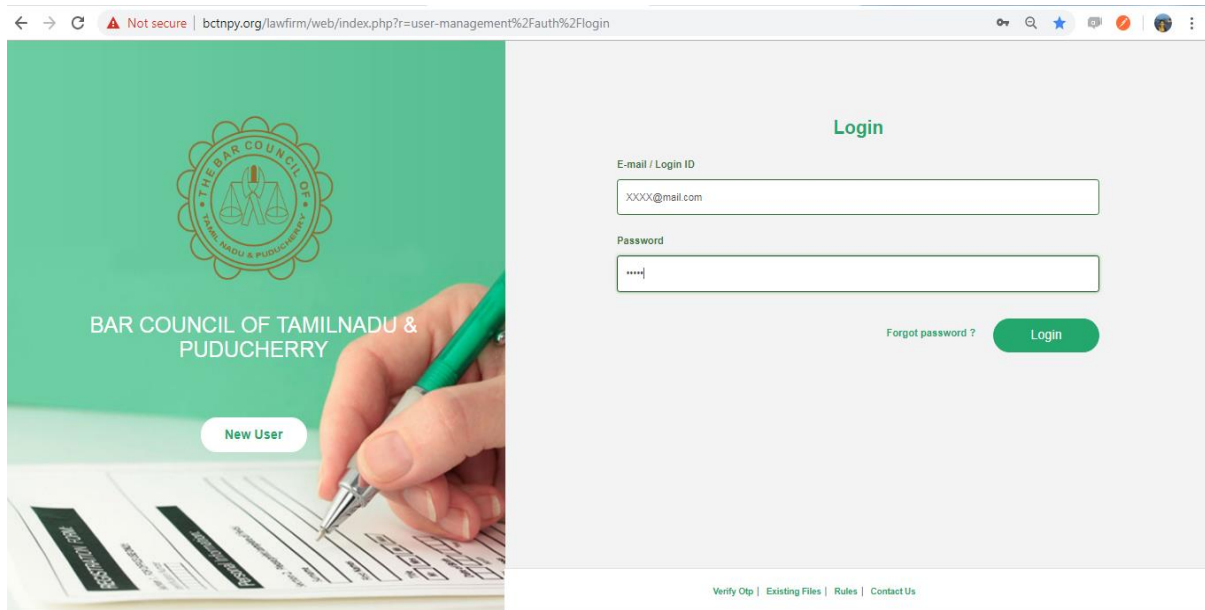
Password

[Forgot password ?](#) [Login](#)

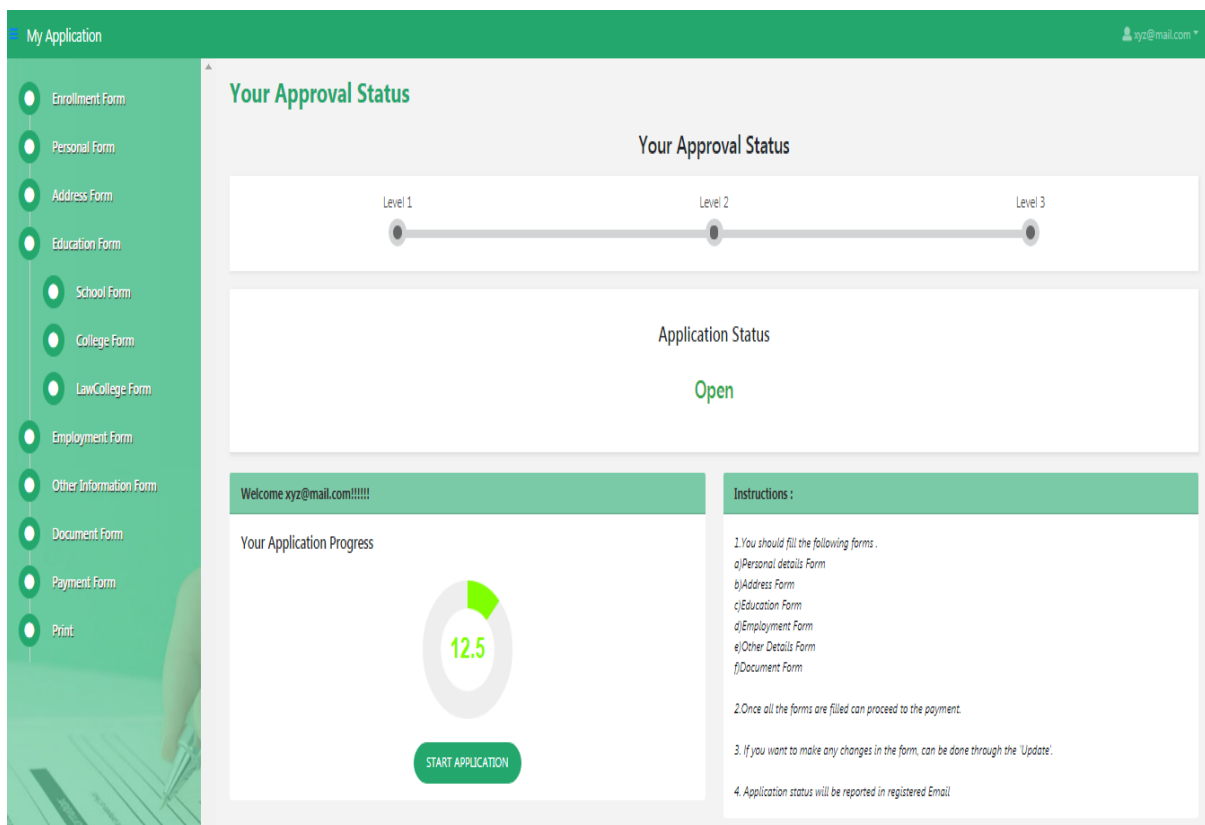
[Verify Otp](#) | [Existing Files](#) | [Rules](#) | [Contact Us](#)

# Login Instructions For Registered User:

1. Enter registered Username and Password in the Login Page.



2. Once Login button is clicked, it moves to the Startup Page



## Contact Details:

For any clarification , Please Contact

044-25342739

Enrolment Extension - 17